

2009-2010 Sustainability Report

FCC Construcción consolidates its position as **Spain's top-ranked construction firm**

Works completion surveys show an **increase in overall client satisfaction**

A **protocol has been introduced** for **measuring greenhouse gases** in accordance with ISO 14064



* The FCC Construcción Sustainability Report is a biennial report published on even-numbered years. This document summarises the most-significant information from the 2009-2010 Sustainability Report and contains an update of the main indicators for the last year.

MAIN FINANCIAL INDICATORS

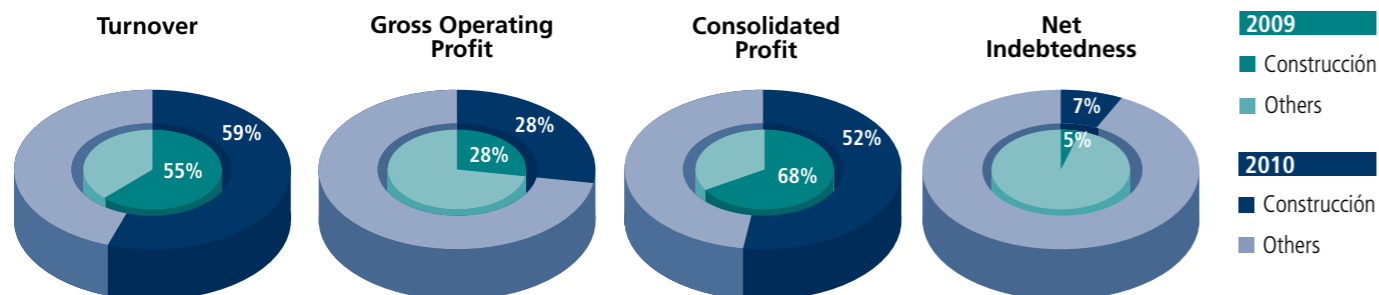
FCC Construcción (million euro)

Main Financial Indicators	2009	2010
Turnover	7,201	6,694
Domestic	3,387	3,022
International	3,814	3,672
Gross operating profit (EBITDA)	406	356
EBITDA margin	5.6%	5.3%
Net operating profit (EBIT)	282	242
EBIT margin	3.9%	3.6%
Pre-tax profit	305	187
% turnover	4.2%	2.8%
Net profit	227	156
% turnover	3.2%	2.3%
Cash flow from activities	390	(278)
Cash flow from operating activities	147	3
Cash flow from investing activities	243	(281)
Net financial indebtedness	414	520
Net equity	577	879
Contracting	6,996	6,134
Backlog	10,856	9,984
Employees	29,547	26,960

FCC Group (million euro)

Main Financial Indicators	2009	2010
Turnover	12,700	12,114
Gross operating profit (EBITDA)	1,485	1,435
EBITDA margin	11.7%	11.8%
Net operating profit (EBIT)	790	774
EBIT margin	6.2%	6.4%
Profit attributable to the controlling company	296	301

Contribution to the FCC Group by FCC Construcción Group



Leading Events in 2010

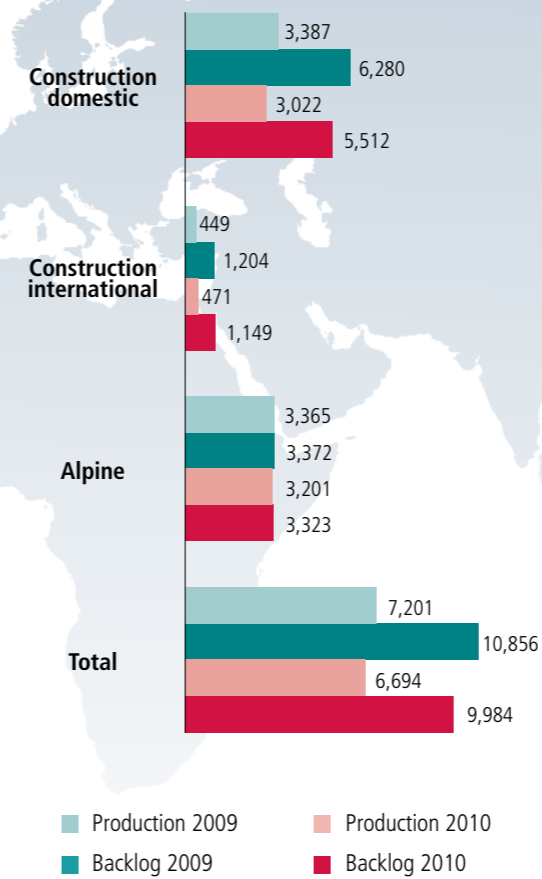
€3,100 million in railroad construction

led by a contract to build the Panama Metro (worth more than 1,000 million euro), a contract for the railroad line from Relizane to Tiaret to Tissemsilt, in northern Algeria (worth 935 million euro), and the London Crossrail tunnels (worth 300 million euro)

FCC Industrial as a trademark

anchoring the FCC Group's position in the **industrial and energy sectors**

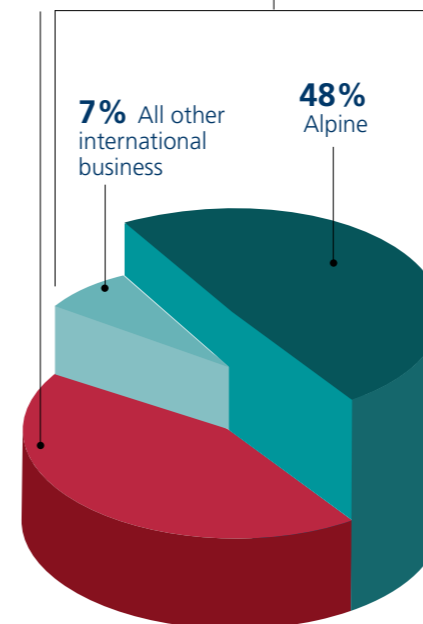
Production and Backlog (million euro)



FCC Construcción's turnover

Country	2009	2010
Spain	3,387	3,022
Austria	1,602	1,521
Germany	662	695
Poland	138	189
Romania	201	184
Bulgaria	166	126
Switzerland	94	104
Czech Republic	95	101
Croatia	180	81
Serbia	64	66
Portugal	75	52
Greece	70	25
Mexico	58	91
Panama	32	54
USA	46	11
Other countries	331	372
Total	7,201	6,694

45% National business 55%



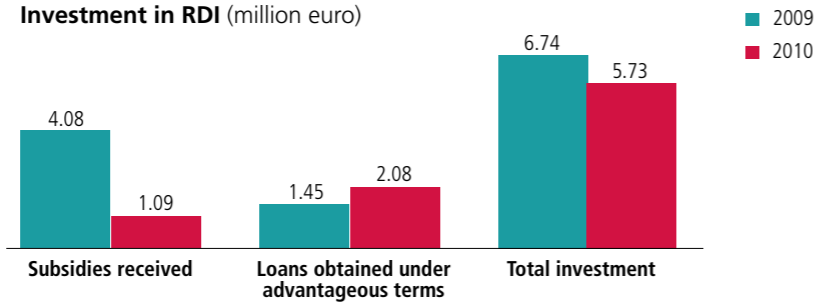
79% Backlog of FCC Construcción Group

develops in **domestic markets** (Spain, Austria, Germany and Portugal)

International Business exceeds national business for the second time

CREATION OF VALUE

Investment in RDI (million euro)



Leading Events in 2010

Renewal of RDI management certification pursuant to UNE 166002: RDI Management System requirements

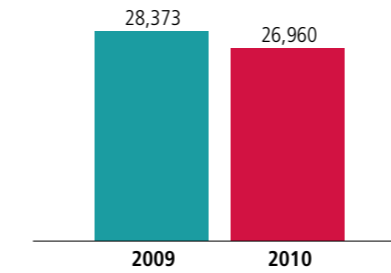
Certification of the Information Security Management System by the Spanish Association for Standardisation and Certification (AENOR) as compliant with ISO 27001

CARING FOR PEOPLE



Staff

(No. employees at 31 December)

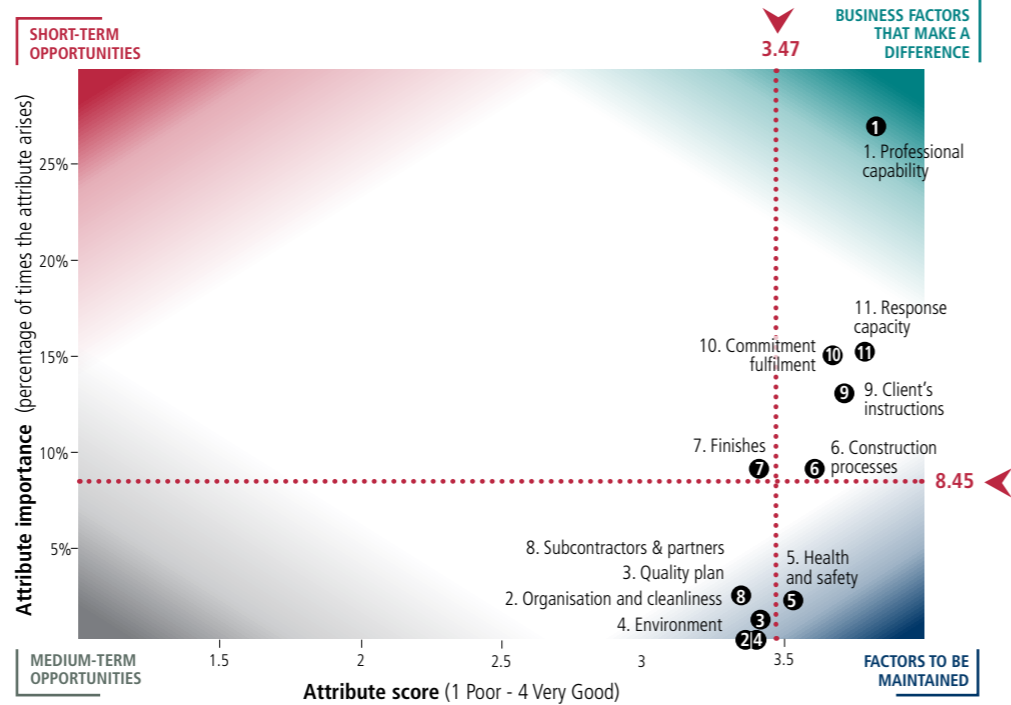


Hours of Training

Category	Hours		People		Cost	
	2009	2010	2009	2010	2009	2010
Environment	5,286	2,856	352	182	€ 83,259	€ 33,656
Quality	1,124	566	143	71	€ 21,950	€ 21,294
Occupational risk prevention	40,236	42,358	3,047	1,152	€ 409,510	€ 301,229
Other	99,741	121,559	6,499	12,204	€ 3,805,169	€ 3,220,502
Total	146,386	167,339	10,041	13,609	€ 4,319,888	€ 3,576,680

CLIENTS

Decision Diagram



The attributes have been arranged in the different quadrants as indicated by the results of the surveys for 2010. The separating axes are set at the attribute score of 3.47 and the attribute importance of 8.45%.

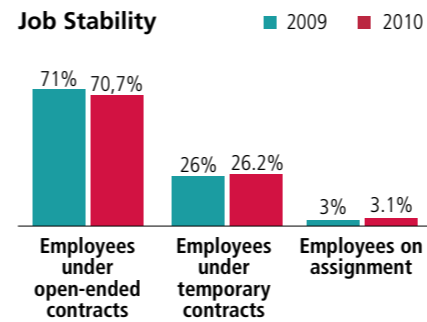
Leading Events in 2010

A standard **quality plan** for projects was developed for universal application, pursuant to UNE-ISO 10005:2005, "Quality management systems -- Guidelines for quality plans"

Overall client satisfaction was found to have increased since the year before, scoring 3.7 out of 4 in 2010

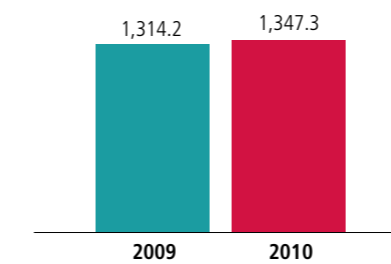
An overwhelming 98.4% of **scores given by clients** were "Good" or "Very Good"

Job Stability



Staff Costs

(million euro)



Presence of Women

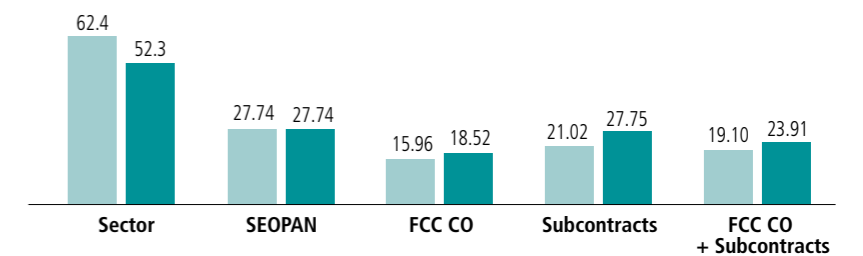


■ % of total staff who are women
■ % of total engineers, technicians and clerical staff who are women

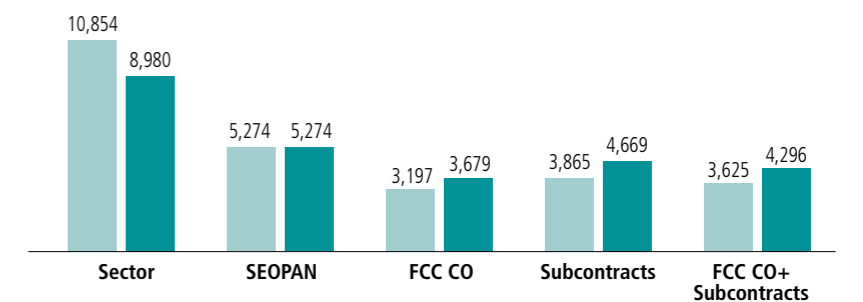
Occupational Safety

■ 2009 ■ 2010

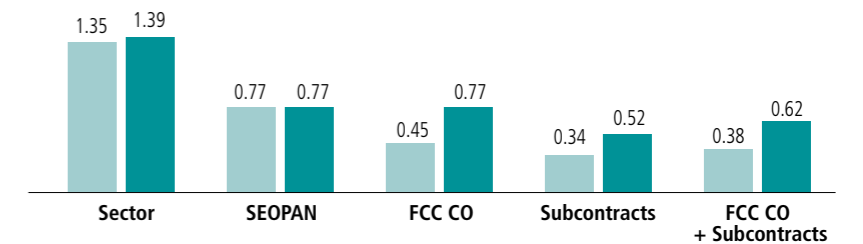
Frequency Index



Incidence Index



Severity Index





Good Practices

GENERAL INFORMATION	Building	Civil Engineering Works	Total (average)
Average number of Good Practices applicable per site	23	27	25
Average number of Good Practices applied per site	20	24	22
Good Practices applied over Good Practices	87%	89%	88%

Percentage of sites that comply with the good practice application points required by the company: 96.6%

Amount of Waste Created by FCC Construcción* (Anticipated Amount/Actual Amount)

WASTE CREATED	Amount Anticipated in 2010	Actual Amount in 2010
Urban waste (kg)	990,563	3,786,592
Hazardous waste (kg)	296,077	2,489,870
Empty packages (kg)	59,658	53,472
Used oils (kg)	29,064	82,775
Solid hazardous waste (kg)	186,389	2,234,956
Liquid hazardous waste (kg)	20,966	118,667
Non-hazardous waste (kg)	6,532,668,242	7,805,409,785
Inert landfill waste (m ³)	6,506,093	7,705,088
Other non-hazardous waste (kg)	26,575,242	100,321,785

*Data not comparable to the data from 2009, because the accounting system has been modified and non-mobile centres have been included as well.

Materials Recycled/Used by FCC Construcción*

RECYCLED MATERIALS	Amount Anticipated in 2010	Actual Amount in 2010
Surplus soil or rock		
Shipped to landfills (m ³)	7,469,044	7,374,035
Used at the same site (allocation/excavation/fill) (m ³)	9,962,846	6,755,577
Used from other sites (m ³)	433,392	357,014
Used at other sites (m ³)	746,923	2,271,333
Obtained on purpose (borrow pits)(m ³)	4,925,582	3,692,463
Total excavation (m³)	22,934,914	17,915,651
Total fill (m³)	16,574,985	82,630,597
Clean rubble (concrete, mortar, bricks, precast concrete, other)		
Shipped to landfills (m ³)	781,321	355,475
Used at the same site (m ³)	38,108	31,854
Used from other sites (m ³)	15,696	6,679
Used at other sites (m ³)	3,633	2,037
Shipped to energy recovery facility (m ³)	54,250	50,736

*Data not comparable to the data from 2009, because the accounting system has been modified and non-mobile centres have been included as well.

Leading Events in 2010

Equality Plan

Under way since November 2008, the first equality plan in the sector. Some of the most-important developments in 2010 involved changes in job applications and training activities, which took the shape of four training modules: the Code of Ethics, training in harassment prevention and equality, communication and the creation of tracking committees that set up yearly reviews to assess the scope of measures and plan the strategy for the following year

Integration

> **The Family Plan**, run in cooperation with the Adecco Foundation, for the occupational integration of disabled relatives of employees

> **A new agreement with the Ministry of Health, Social Policy and Equality** for the integration of women victims of gender violence

> **An agreement with the ONCE Foundation** that calls for 150 disabled persons to enter the firm's workforce over the next three years

Leading Events in 2010

Ethics

One hundred percent of the employees of FCC Construcción have taken an on-line training course on the Code of Ethics

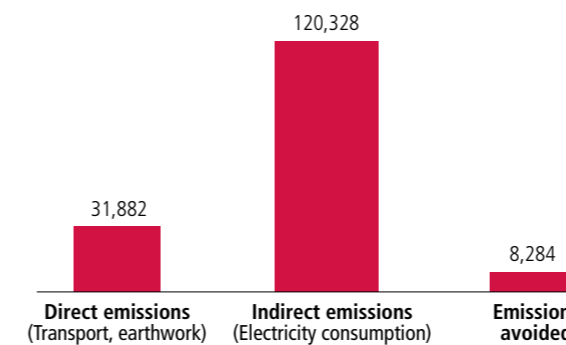
Dialogue and Information Transparency

www.fccco.es makes corporate information available to all stakeholders on the web. It has a section where any user can contact the company. The web site's design and contents were recently renovated for easier browsing and access in accordance with the Double-A level of W3C's web accessibility guidelines, version 1.0. During the course of 2010 111 news items were posted (an average of one every three days), and the site received 118,422 hits (an average of 325 hits per day), while a great many PDF-format texts and specialised technical reports were made available.

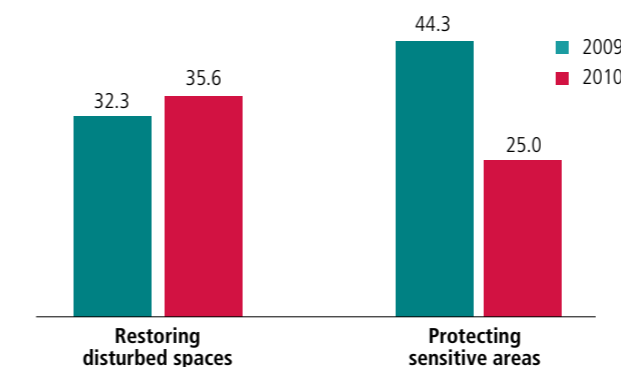
The web sites of these subsidiaries and investee companies were renovated:

- > **BBR:** www.bbrpte.es
- > **MATINSA:** www.matinsa.es
- > **FCC Construcción México:** www.fccco.mx
- > **Ramahlo Rosa Cobetar:** www.rrc.pt
- > **Prefabricados DELTA:** www.prefabricadosdelta.es
- > **FCC Industrial:** www.fccindustrial.es
- > **Servià Cantó:** www.serviacanto.es
- > **PROSER:** www.proser.es

Greenhouse Gas Emissions: Direct, Indirect and Avoided (tons of CO₂)



Protective Measures Implemented at Worksites. Restoring disturbed spaces and protecting sensitive areas (hectares)



Leading Events in 2010

The **number of hours of environmental training** taken by technicians, site managers and foremen at FCC Construcción in 2010 was 2,430 hours fewer than the year before. This was due largely to the decline in the number of employees hired in the last year, since courses of this sort related with sustainable building and the environment are given to the new members of staff

FCC Construcción coordinated **RDI projects addressing environmental issues, such as CLEAM and ARFRISOL**

During 2010 a protocol for measuring greenhouse gases was introduced, in line with the internationally consolidated guidelines given in ISO 14064, **the GHG Protocol put together by the WRI and the WBCSD and the ENCORD protocol for measuring CO₂ in construction**

In the last fiscal year, the CACUMEN and DISCON software applications were adapted to enable **environmental data and site indicators to be reported on line**, so as to be available on a centralised basis **in real time**



Development of the Main Indicators

	2009	2010	Development
ECONOMIC AREA			
Turnover (million euro)**	7,201	6,694	▼
Turnover abroad (million euro)**	3,816	3,672	▼
CREATION OF VALUE			
Investment in machinery* (million euro)**	109	83	▼
Investment in RDI (million euro)	6.74	5.73	▼
CARING FOR PEOPLE			
Employees**	28,373	26,960	▼
Women	14.6%	15.5%	▲
Hours of training	146,386	167,339	▲
People trained	10,041	13,609	▲
Expenditure on training (million euro)	4,320	3,576	▼
Hours of occupational risk prevention training	40,236	42,358	▲
Incidence index	3,197	3,679	▲
Frequency index	15.96	18.52	▲
Severity index	0.45	0.77	▲
Client satisfaction (score out of 4)	3.59	3.70	▲
CARING FOR THE ENVIRONMENT			
Activity certified under UNE-EN ISO 14001: 2004**	78.20% 100% (Spain)	78.20% 100% (Spain)	●
% of sites that plan and apply good practices	100%	100%	●
% of sites that comply with the good practice application points required by the company	97.73%	96.60%	▼
Water recycled, reused	20,810 m ³	46,248 m ³	▲
Restoration of areas disturbed by projects	32.30 ha	35.60 ha	▲
CARING FOR THE COMMUNITY			
Money earmarked for social investment (million euro)	1.0	0.3	▼
Website hits	100,000	118,000	▲
No. of forums, seminars in which the company participated	71	72	▲
Creation of local wealth (% local procurement)	68.60%	68.12%	▼

* Not including investments in machinery made by joint ventures

** FCC Construcción Group's perimeter